


Offshore Sailing 200 Essential Passagemaking Tips

Offshore sailing is an exhilarating and rewarding experience, but it can also be challenging and dangerous. To help you stay safe and make the most of your time on the water, here are 200 essential passagemaking tips.

Planning Your Passage

1. Choose your destination carefully and research the weather conditions.
2. Make sure your boat is properly equipped for the trip.
3. Create a detailed passage plan and file it with the appropriate authorities.
4. Check in with your crew regularly and keep them updated on your progress.
5. Be prepared for emergencies by having a backup plan and supplies.



Offshore Sailing: 200 Essential Passagemaking Tips

★★★★☆ 4.5 out of 5

Language	: English
File size	: 129560 KB
Text-to-Speech	: Enabled
Screen Reader	: Supported
Enhanced typesetting	: Enabled
Word Wise	: Enabled
Print length	: 256 pages



Sailing Offshore

1. Always wear a life jacket when on deck.
2. Keep a lookout for other boats, obstacles, and weather conditions.
3. Use your instruments to help

you stay on course. 4. Be aware of the wind direction and speed. 5. Adjust your sails accordingly to stay in control of your boat.

Navigation

1. Use a chartplotter or GPS to help you stay on course. 2. Take regular fixes to verify your position. 3. Use landmarks to help you identify your location. 4. Be aware of the tides and currents. 5. Use a compass to help you stay oriented.

Anchoring

1. Choose a safe and secure anchorage. 2. Set your anchor properly and use enough rode. 3. Keep an eye on your boat and the weather conditions. 4. Be prepared to re-anchor if necessary. 5. Use a stern anchor to prevent your boat from swinging.

Weather

1. Check the weather forecast before you leave port. 2. Be aware of the different types of weather conditions. 3. Take precautions to protect yourself and your boat from bad weather. 4. Be prepared to change your route or delay your trip if the weather is bad. 5. Use a weather radio to stay up-to-date on the latest weather conditions.

Emergencies

1. Stay calm and assess the situation. 2. Call for help if necessary. 3. Follow the instructions of the Coast Guard or other authorities. 4. Use your emergency equipment wisely. 5. Be prepared to abandon ship if necessary.

Safety

1. Always wear a life jacket when on deck. 2. Use a harness and lifeline when working aloft. 3. Keep a first-aid kit on board. 4. Be aware of the dangers of carbon monoxide poisoning. 5. Practice man overboard drills.

Comfort

1. Bring plenty of food and water. 2. Pack comfortable clothing and bedding. 3. Bring entertainment to keep you occupied. 4. Make sure you have enough space to sleep and relax. 5. Take breaks throughout the day to avoid fatigue.

Navigation

1. Always have a backup navigation system. 2. Use a chartplotter or GPS to help you stay on course. 3. Take regular fixes to verify your position. 4. Use landmarks to help you identify your location. 5. Be aware of the tides and currents.

Boat Handling

1. Practice sail handling techniques before you leave port. 2. Be aware of the different types of sails and their uses. 3. Trim your sails properly to optimize performance. 4. Use your engine to help you stay on course or maneuver in tight quarters. 5. Be aware of the dangers of capsizing.

Equipment

1. Make sure your boat is properly equipped for offshore sailing. 2. Have a backup for all essential equipment. 3. Bring spare parts and tools. 4. Keep your equipment in good working order. 5. Inspect your equipment regularly.

Provisioning

1. Bring plenty of food and water. 2. Pack non-perishable foods that will last for the duration of your trip. 3. Bring a variety of foods to keep you healthy and satisfied. 4. Pack snacks to keep you energized throughout the day. 5. Bring a water filtration system to ensure you have access to clean water.


Maintenance

1. Inspect your boat regularly and make repairs as needed. 2. Keep your engine in good working order. 3. Check your sails and rigging regularly. 4. Lubricate all moving parts. 5. Keep your boat clean and organized.

Crew

1. Choose your crew carefully and make sure they are experienced. 2. Assign roles and responsibilities to each crew member. 3. Communicate clearly and effectively with your crew. 4. Be supportive and respectful of your crew. 5. Create a positive and enjoyable atmosphere on board.

Offshore sailing can be a challenging but rewarding experience. By following these 200 essential passagemaking tips, you can help ensure a safe and enjoyable trip.



Offshore Sailing: 200 Essential Passagemaking Tips

★★★★☆ 4.5 out of 5

Language : English
File size : 129560 KB
Text-to-Speech : Enabled
Screen Reader : Supported
Enhanced typesetting : Enabled
Word Wise : Enabled
Print length : 256 pages

FREE


DOWNLOAD E-BOOK





Balancing Your Hormones Naturally: Regaining Fertility and Living a Better Life

Hormones play a vital role in our overall health and well-being. They regulate everything from our metabolism and digestion to our sleep patterns and fertility. When...



Random Forest Encounters: Random Encounter Tables for Fantasy Tabletop RPGs

Enrich Your Campaign with Endless Possibilities Embark on extraordinary adventures...