


Dungeon Maps: A Comprehensive Guide for RPG Enthusiasts

Welcome, intrepid adventurers, to the enigmatic realm of dungeon maps! These intricate and immersive creations serve as the foundation for countless epic role-playing game (RPG) campaigns, transporting players into a world of thrilling exploration and perilous encounters.



The Rod of All Rods: Dungeon Maps Described Book 4 (RPG Maps and Gamemaster Dungeon Adventure

Ideas) by Paul Bellow

★★★★★ 5 out of 5

Language : English
File size : 1269 KB
Text-to-Speech : Enabled
Enhanced typesetting : Enabled
Print length : 92 pages
Lending : Enabled
Screen Reader : Supported



The Art of Dungeon Map Creation

Crafting an effective dungeon map is an art form that requires a blend of creativity, technical skill, and an understanding of storytelling principles. As a Gamemaster (GM), your primary goal is to create a map that:

- Visually depicts the dungeon's layout, environment, and challenges.
- Facilitates engaging and immersive gameplay.

- Serves as a reference point for players and the GM during the game.

Choosing the Right Tools

The first step in creating a dungeon map is selecting the appropriate tools. There are numerous software and online platforms available, each offering its own advantages and features.

- **Traditional Drawing Tools:** Pen and paper remain a popular choice, allowing for freehand sketches and detailed artwork.
- **Digital Software:** Software like Photoshop, GIMP, or specialized map-making programs like Dungeon Painter Studio provide advanced editing capabilities and a wide range of templates and assets.
- **Online Map Generators:** Generators like Donjon, Dyson Logos, or Inkarnate offer quick and easy map creation, often with customizable options.

Designing the Dungeon Layout

The dungeon's layout is crucial for creating a sense of progression and discovery. Consider the following guidelines:

- **Start Small:** Begin with a small, manageable dungeon that allows players to get their bearings and establish a foothold.
- **Create a Clear Path:** Guide players through the dungeon with a clear path, while incorporating twists and turns to maintain interest.
- **Add Variety:** Include different room types, such as combat arenas, puzzle rooms, and safe havens, to provide diversity.

- **Think Vertically:** Dungeons can extend vertically, with staircases, ladders, and secret passages adding depth and complexity.

Enhancing the Environment

The dungeon environment plays a vital role in setting the tone and atmosphere. Consider incorporating the following elements:

- **Lighting:** Use different lighting effects to create shadows, highlights, and a sense of mystery.
- **Terrain:** Vary the terrain with hills, slopes, and obstacles to provide tactical challenges.
- **Traps and Hazards:** Add traps and environmental hazards to keep players on their toes and heighten the excitement.
- **Details:** Include small details like furniture, decorations, and inscriptions to enhance immersion and storytelling.

Populating the Dungeon

No dungeon is complete without its inhabitants! Populate your map with a variety of creatures, NPCs, and challenges to engage players.

- **Monsters:** Choose monsters that align with the dungeon's theme and difficulty.
- **NPCs:** Include NPCs who can provide information, offer quests, or pose obstacles.
- **Puzzles:** Challenge players with riddles, logic puzzles, or skill-based challenges.

- **Treasure:** Scatter valuable items and rewards throughout the dungeon to motivate players.

Exploring the Depths of Dungeons

As players embark on their journey through the dungeon, the GM has a critical role in translating the map into an immersive and engaging experience.

- **Describe the Environment:** Use vivid language to paint a picture of the dungeon's surroundings, engaging players' senses.
- **Play Up the Atmosphere:** Create an appropriate atmosphere through music, sound effects, and role-playing to enhance immersion.
- **Handle Encounters:** Orchestrate encounters with creatures or NPCs, managing the combat or interactions seamlessly.
- **Improvise and Adapt:** Be prepared to adapt the map and encounters based on player choices and unexpected situations.

Unleashing Your Imagination as a Gamemaster


Dungeon maps are not just static creations; they are living, breathing blueprints for adventure. As a GM, you have the power to customize and expand upon them.

- **Connect Dungeons:** Link different dungeons together to create sprawling and interconnected worlds.
- **Add Lore and Backstory:** Imbue the dungeon with rich lore and backstory, making it a part of a larger narrative.

- **Create Custom Encounters:** Design unique and memorable encounters that align with the players' interests and abilities.
- **Encourage Player Creativity:** Allow players to contribute to the dungeon's design and storytelling.

Dungeon maps are essential tools for creating unforgettable role-playing experiences. By understanding the principles of map design, exploring the depths of dungeons, and unleashing your imagination as a GM, you can transport your players into a world of adventure that will captivate and enthrall them for years to come.

So, gather your fellow adventurers, roll the dice, and embark on an epic quest through the enigmatic realm of dungeon maps!



The Rod of All Rods: Dungeon Maps Described Book 4 (RPG Maps and Gamemaster Dungeon Adventure Ideas) by Paul Bellow

★★★★★ 5 out of 5


Language : English
File size : 1269 KB
Text-to-Speech : Enabled
Enhanced typesetting : Enabled
Print length : 92 pages
Lending : Enabled
Screen Reader : Supported





Balancing Your Hormones Naturally: Regaining Fertility and Living a Better Life

Hormones play a vital role in our overall health and well-being. They regulate everything from our metabolism and digestion to our sleep patterns and fertility. When...



Random Forest Encounters: Random Encounter Tables for Fantasy Tabletop RPGs

Enrich Your Campaign with Endless Possibilities Embark on extraordinary adventures...